



USER MANUAL



Direction of flow
when dumping
↓

NEW
Flowclean
Magnet

**PLEASE READ THROUGH ALL INSTRUCTIONS BEFORE USE
ANY FURTHER QUESTIONS PLEASE CALL OUR
TECHNICAL HELP LINE: 01923 274737**



UNPACKING

Thank you for purchasing the Flowclean Mag, designed to assist and improve the power flushing process by removing iron oxide contamination during system flushing and in combination with your power flushing unit. The Flowclean Mag removes sludge and corrosion, curing circulation problems and unwanted boiler noise, leaving a more efficient and protected heating system.


The Flowclean Mag has been designed with the engineer in mind, the unique design enables the operative to quickly and easily collect and dump sludge without the need to physically remove the dirty sludge by hand, utilising the dump function on their power flushing unit.

Please remove your Flowclean Mag from the packaging and check the contents as follows:


- Flowclean magnet on stand
- 2 x Isolating valves (fitted)
- 1 x Drain valve with cap (fitted)
- 1 x Cyclone cap removal tool for cleaning
- 1 x Spare Cyclone sealing O ring

Any shortages should be reported in writing direct to Anton within 3 days of receipt
Additional spares and accessories are available.

QUICK IMPORTANT TIPS



Always isolate the valves after use and leave them connected to the magnet stand, this isolates the filter and can prevent unwanted spillages.



Once isolated remove the hoses from the valves and then replace the end caps to the hoses which also prevents unwanted spillages.



Direction of water flow is important **only** when dumping the sludge from your filter because of the cyclone design. The filter does work in both directions when just in circulating mode.



When dumping the sludge from your filter please make sure the return water from the heating system is entering the top of the filter and leaving at the bottom.



Please note that there is a locating lug for the yellow internal cyclone to sit in, this must be correctly positioned before you can tighten the big blue nut back down to seal the filter.



The internal yellow cyclone can be removed periodically for additional cleaning if required. A black cap removal tool is supplied. Also supplied is a spare sealing O ring.

When the magnetic filter is visibly full as in (Fig 2) you will need to check your direction of flow is set correctly before dumping it out. The flow of water will need to enter the magnet filter at the top and leave at the bottom. Then make sure your power flushing unit valve formation is set correctly to dump, then you can slide out the magnet (Fig 3) and release the iron oxide straight in to the drain. See (Fig 1) not back in to the system.

Once the filter is clear (Fig 4) replace magnet and set power flushing valve formation back to recirculate and continue to clean the system.

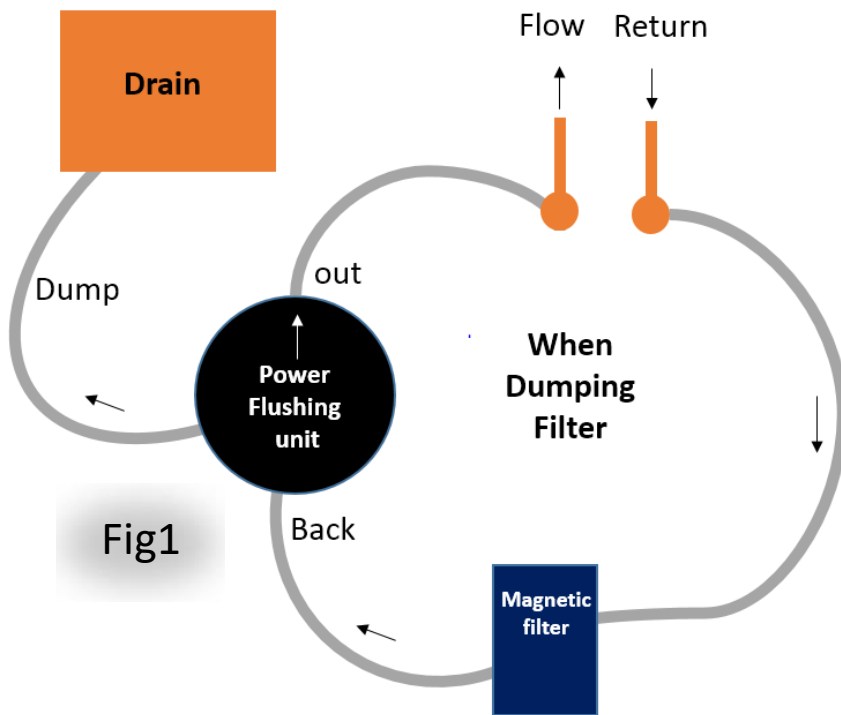


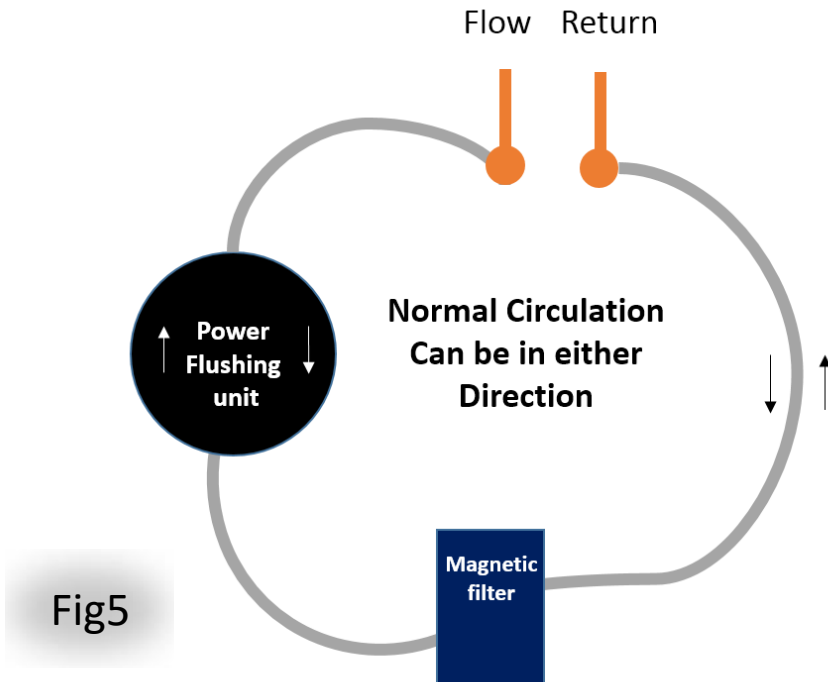
Fig2



Fig3



Fig4



When the magnetic filter has been dumped and the valve formation of your power flushing unit returned to re-circulating mode as above (Fig 5) you can continue to clean the system and repeat the process as required. Using your diverter valve on your power flushing unit continuously reverse the flow of water to agitate and loosen the iron oxide. Vibrating techniques on radiators and pipework will further assist this process.



Please remember to support the filter body with your hand as shown whilst using the tool to loosen or tighten the blue cap. Excessive force is not required.



Please note a drain off valve is fitted to enable the filter to be completely drained after use. This valve is not intended for dumping sludge.




SPARES AND ACCESSORIES

Order code:

Description:

Flowclean Plus
AFEH kit
AFHEA
AFPHA
AIRG
AA15/HDH

Power flushing unit 0.75 HP
3mtr hose extension kit with straight connector and end caps
Plate heat exchanger adaptor
Circulating pump head adaptor (Ideal for system boilers)
Laser infra-red digital thermometer with belt pouch
Liquid probe (can be used with AIRG thermometer above)



ANTON

POWERWASH
plus

NEW
0.75 HP
Motor



**MORE
POWER**
SAME GREAT
PRICE



Anton Industrial Services Ltd
Unit 6 Greenhill House
26 Greenhill Crescent
Watford Business Park
Watford
Hertfordshire
WD18 8JA

Tel: 0870 428 0075
Fax: 0870 428 0076
Email: sales@anton-group.com
www.anton-group.com